

MATT CARVING



PAVAGADHI
CERAMIC

1200x
1800mm

PAVAGADHI

CERAMIC



Design: FERRO BEIGE

Size: 1200x1800mm

Thickness: 9mm

Finish: MATT CARVING

Type: RANDOM



PAVAGADHI

CERAMIC



Design: FERRO OLIVE

Size: 1200x1800mm

Thickness: 9mm

Finish: MATT CARVING

Type: RANDOM

PAVAGADHI

CERAMIC



Design: FERRO TAUPE

Size: 1200x1800mm

Thickness: 9mm

Finish: MATT CARVING

Type: RANDOM



PAVAGADHI
CERAMIC



Design: FERRO CEMENTO

Size: 1200x1800mm

Thickness: 9mm

Finish: MATT CARVING

Type: RANDOM

PAVAGADHI

CERAMIC



Design: FERRO GRIS

Size: 1200x1800mm

Thickness: 9mm

Finish: MATT CARVING

Type: RANDOM



PAVAGADHI
CERAMIC



Design: ELEGENT BEIGE

Size: 1200x1800mm

Thickness: 9mm

Finish: MATT CARVING

Type: RANDOM



PAVAGADHI

CERAMIC



Design: SISILLIA BEIGE

Size: 1200x1800mm

Thickness: 9mm

Finish: MATT CARVING

Type: END LESS



PAVAGADHI

CERAMIC



Design: VINTAGE ALMOND

Size: 1200x1800mm

Thickness: 9mm

Finish: MATT CARVING

Type: RANDOM

PAVAGADHI
CERAMIC



Design: VICTORIA BEIGE

Size: 1200x1800mm

Thickness: 9mm

Finish: MATT CARVING

Type: RANDOM



PAVAGADHI

CERAMIC



Design: NATURAL BRECCIA

Size: 1200x1800mm

Thickness: 9mm

Finish: MATT CARVING

Type: RANDOM

PAVAGADHI
CERAMIC



Design: ANTIQUE BEIGE

Size: 1200x1800mm

Thickness: 9mm

Finish: MATT CARVING

Type: RANDOM



PAVAGADHI
CERAMIC



Design: MORIOX BROWN

Size: 1200x1800mm

Thickness: 9mm

Finish: MATT CARVING

Type: RANDOM

PAVAGADHI
CERAMIC



Design: MORIOX BEIGE

Size: 1200x1800mm


Thickness: 9mm

Finish: MATT CARVING

Type: RANDOM



PAVAGADHI
CERAMIC



Design: STATUARIO VOLKAS

Size: 1200x1800mm


Thickness: 9mm

Finish: MATT CARVING

Type: RANDOM

PAVAGADHI

CERAMIC



Design: ITALIAN AGERA GREY

Size: 1200x1800mm

Thickness: 9mm

Finish: MATT CARVING

Type: RANDOM



PAVAGADHI
CERAMIC



Design: EVA GREY

Size: 1200x1800mm

Thickness: 9mm

Finish: MATT CARVING

Type: RANDOM

PAVAGADHI

CERAMIC



Design: ELEGANT GREY

Size: 1200x1800mm

Thickness: 9mm

Finish: MATT CARVING

Type: RANDOM



PAVAGADHI

CERAMIC



Design: ROYAL SWISS

Size: 1200x1800mm

Thickness: 9mm

Finish: MATT CARVING

Type: RANDOM



PAVAGADHI
CERAMIC



Design: BOSCO GREY

Size: 1200x1800mm

Thickness: 9mm

Finish: MATT CARVING

Type: RANDOM



PAVAGADHI
CERAMIC



Design: GOLDEN WAVE GREY

Size: 1200x1800mm

Thickness: 9mm

Finish: MATT CARVING

Type: RANDOM

PAVAGADHI

CERAMIC



Design: MORIOX SILVER

Size: 1200x1800mm

Thickness: 9mm

Finish: MATT CARVING

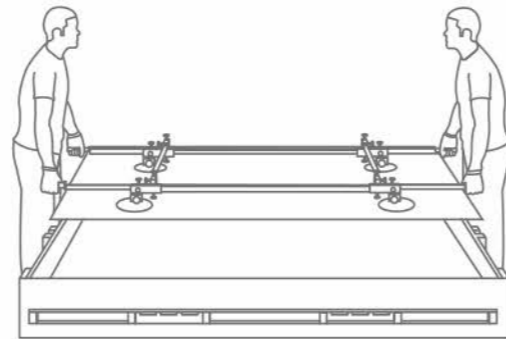
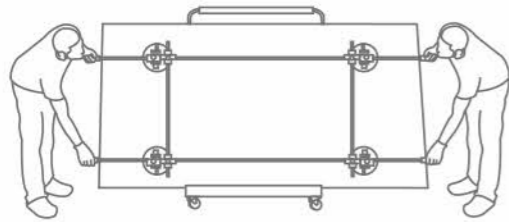
Type: RANDOM



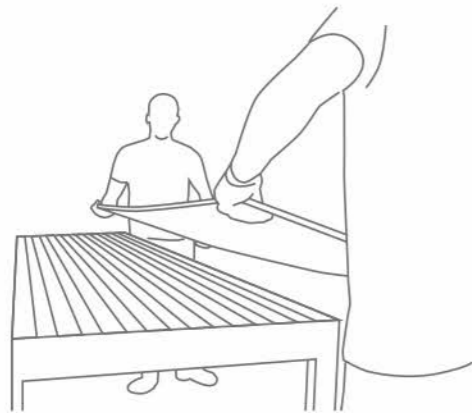
MANUALLY TRANSPORTING

Only for 1/4" Slabs

MOVING A SLAB



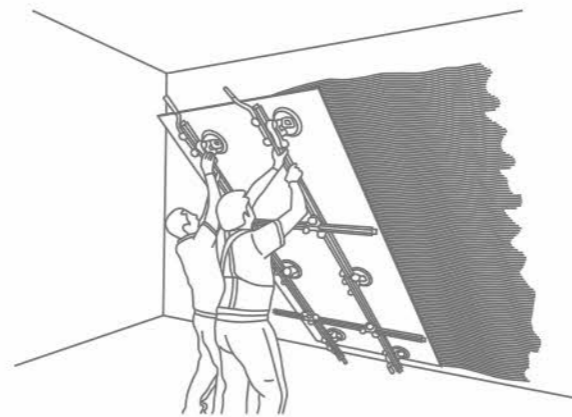
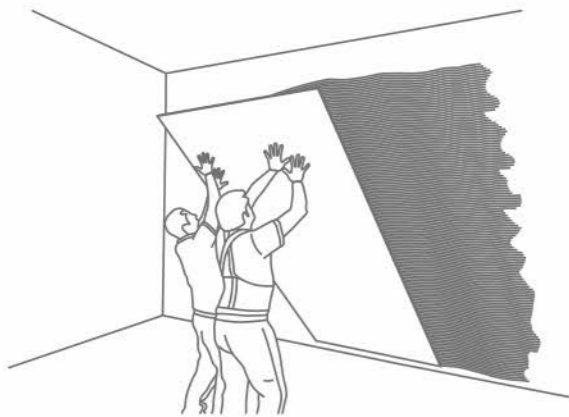
RAISING A SLAB ON TO A BENCH



✗ INCORRECT

✓ CORRECT

SLAB FIXING IN THE WALL




✗ INCORRECT

✓ CORRECT

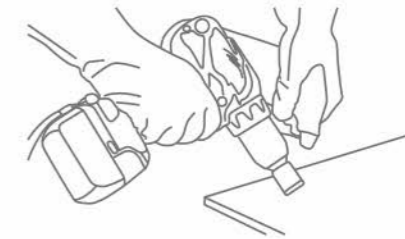
WORKING WITH THE VARIOUS VERSIONS OF

CUTTING WITH DIAMOND DISCS



Our products can be cut using diamond discs fitted onto the hand-held electrical grinding machine. The speed of Disc rotation must be high (>10000 RPM) and should have a low feed rate (< 1 m/min). It may be required to cool the disc with water. Recommended discs are the thin types generally used for cutting porcelain stoneware. The surface should be kept on a FLAT base while cutting without any gap underneath

DRILLING



You can use cutting discs fitted to battery-operated screwdrivers or angle grinders, electrical drills as an alternative.

INTERNAL CUT / L-SHAPED CUT


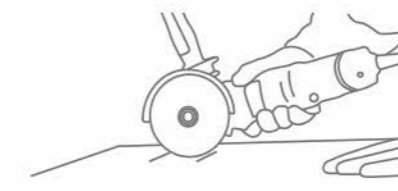


To get internal and L-shaped corners & to reduce the risk of breakage, round off the vertex of the internal corner using bits with a radius of at least 5mm. Then cut with diamond discs, be cautious to stop moving the cutting tool forward. To drill and cut using diamond discs, follow the instructions provided above.

When using these tools:

- Cool the point being drilled with water
- Don't put too much pressure and bear in mind the resistance of the type of laminated stoneware you are working on
- If you are using tungsten bits, start drilling at a low speed
- If you are using drills or screwdrivers, do not select hammering mode

EDGE-FINISHING



SUPPORT

INSTRUCTIONS FOR MANUAL INSTALLATION

SINGLE LAYER METHOD



DOUBLE-LAYER METHOD



COMPRESSING THE TILE



IMPORTANT

All cutout corners must have a minimum diameter of 1/4". Never leave 90° angles. We recommend radiuses of more than 1/4" when the kitchen the design allows as it makes the countertop firmer.



✓ CORRECT



✗ INCORRECT



✗ INCORRECT



✗ INCORRECT

CLEANING & MAINTENANCE

Our products are non porous (due to their high quality raw materials, stringent production parameters and state of the art technology), hence any dust or deposited waste cannot penetrate the surface.

For most cases only a damp cloth is sufficient for cleaning.

Regular cleaning highlights the aesthetic features of the surface and gives it exceptional shine.

For highly aggressive cleaning caused by some common food and substances follow the table below.

TYPE OF STAIN	CHEMICAL PRODUCT	EXAMPLE
Grease	Alkaline - Solvent	Detergent
Oil	Solvent	Ammonia, Baking Soda
Ink	Oxidant - Solvent	Alcohol, Liquid Bleach, Nail Paint Remover
Rust	Acid	Hydrochloric Acid, Vinegar, Red Harpic
Lime	Acid	Descaling Reagent, Hydro Chloric Acid
Cement	Acid	Hydro Chloric Acid
Wine	Alkaline	Ammonia, Liquid Bleach
Coffee	Alkaline - Solvent	Ammonia, Liquid Bleach
Rubber	Solvent	Alcohol, Thinner
Plaster	Acid	Hydro Chloric Acid
Candle Wax	Solvent	Alcohol, Thinner
Iodine	Oxidant	Liquid Bleach
Blood	Oxidant	Liquid Bleach
Ice Cream	Alkaline	Liquid Bleach

Note: It is recommended that any kind of stain needs to get clean immediately / as soon as possible.

TECHNICAL SPECIFICATIONS

CHARACTERISTIC	STANDARD AS PER ISO-13006/2018 En14411 gr.bla	VALUE	TEST METHOD
Regulatory Properties			
Deviation in Length & Width	±0.5%	±0.2%	ISO 10545-2
Deviation in Thickness	±5%	±5%	ISO 10545-2
Straightness of Sides	±0.5%	±0.2%	ISO 10545-2
Rectangularity	±0.5%	±0.2%	ISO 10545-2
Surface Flatness	±0.5%	±0.3%	ISO 10545-2
Colour Difference	ΔE<1.00	ΔE<0.30	ISO 10545-16
Glossiness	As per Mfg.	As Per Mfg.	GlossMeter
Structural Properties			
Water Absorption	≤0.5 %	≤0.3 %	ISO 10545-3
Apparent Density	As Per Mfg.	>2.20 g/cc	ISO 10545-3
Massive Mechanical Properties			
Modulus of Repture	Min.35N/mm ²	Min.40N/mm ²	ISO 10545-4
Breaking Strength	Min. 1300 N	Min. 2000 N	ISO 10545-4
Impact Resistance	As per Mfg.	Min. 0.55	ISO 10545-4
Surface Mechanical Properties			
Surface Abrasion Resistance	As per Mfg.	Min. class 3	ISO 10545-7
Moh's Hardness	As per Mfg.	Min. class 4	BS EN 15771
Thermo Hygrometric Properties			
Frost Resistance	As Per Mfg.	Frost Proof	ISO 10545-12
Thermal Shock Resistance	Min. 10 Cycle	Min. 10 Cycle	ISO 10545-9
Moisture Expansion	Max. 0.6mm/m	Max. 0.02mm/m	ISO 10545-10
Thermal Expansion	Max. 9.0 x 10 ⁻⁶	Max. 6.0x10 ⁻⁶	ISO 10545-8
Chemical Properties			
Chemical Resistance	As Per Mfg.	No Damage	ISO 10545-13
Stain Resistance	Resistant	Resistant	ISO 10545-14
Safety Properties			
Slip Resistance	As per Mfg.	N. A.	DIN 51130
Fire Resistance	As per Mfg.	Fire Proof	N. A.

PACKING DETAILS

Dimension (mm)	No. of PC's/Box	Square Feet	Weight (Approx)
1200x1800mm	2 Pcs.	46.5 Sq. Feet	93 Kg.



Pavagadhi Ceramic

Jay Ambe Ceramic, 8-A National Highway, Morbi - 363642

e-mail : pavagadhiceramic@gmail.com

www.pavagadhiceramic.com

Mo. +91 99092 81254 / +91 93281 33207

