

PAVAGADHI
CERAMIC

NORWAY
COLLECTION

800x1600mm
9mm Thickness










Revamp Your Space with Magnificent Look

With a commitment to quality and exceptional customer service, we are here to help you create a space that reflects your unique style and personality. Explore our collection and discover the perfect tiles to transform your home into a haven of beauty and functionality.







MARBLE+



FEATURES

-  9MM Thickness
-  Frost Resistance
-  Stain Resistance
-  Easy to Clean
-  Chemical Resistance
-  Ecological Finish
-  Fire Proof
-  Easy to Install
-  Anti-slip Finish

APPLICATIONS


-  Shops
-  Offices
-  Malls
-  Airports
-  Hotels
-  Restaurant

800x1600mm
9mm Thickness

Design Name :
Norway Cemento - 5

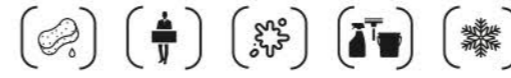
Finish :
Matt

End Less :
4 Face



Norway Cemento - 5

Product Features



MARBLE+




800x1600mm
9mm Thickness

Design Name :
Norway Crema - 5

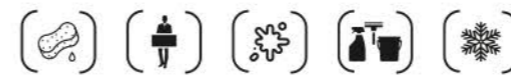
Finish :
Matt

End Less :
4 Face



Norway Crema - 5

Product Features



MARBLE+




800x1600mm
9mm Thickness

Design Name :
Norway Grey - 5

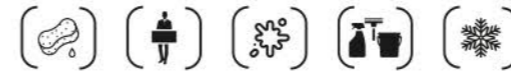
Finish :
Matt

End Less :
4 Face




Norway Grey - 5

Product Features



MARBLE+




800x1600mm
9mm Thickness

Design Name :
Norway Gris - 5

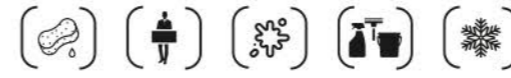
Finish :
Matt

End Less :
4 Face



Norway Gris - 5

Product Features



MARBLE+




800x1600mm
9mm Thickness

Design Name :
Norway Taupe - 5

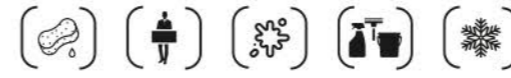
Finish :
Matt

End Less :
4 Face



Norway Taupe - 5

Product Features



MARBLE+



800x1600mm
9mm Thickness

Design Name:
Norway Verde - 5

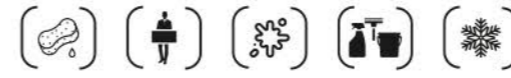
Finish:
Matt

End Less:
4 Face



Norway Verde - 5

Product Features

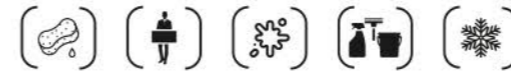


MARBLE+



800x1600mm
9mm Thickness

Product Features




MARBLE+



Design Name:
Astana Brown - 5

Finish:
Matt Carving

Random:
4 Face



Astana Brown - 5



Design Name:
Astana Crema - 5

Finish:
Matt Carving

Random:
4 Face



Astana Crema - 5

800x1600mm
9mm Thickness

Product Features



MARBLE+




Design Name :
Monochrome Ash - 5

Finish :
Matt Carving

Random :
4 Face



Monochrome Ash - 5



Design Name :
Monochrome Grey - 5

Finish :
Matt Carving

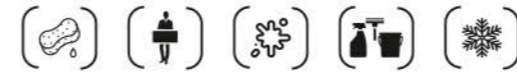
Random :
4 Face



Monochrome Grey - 5

800x1600mm
9mm Thickness

Product Features



MARBLE+



Design Name:
Monocrome Crema - 5

Finish:
Matt Carving

Random:
4 Face



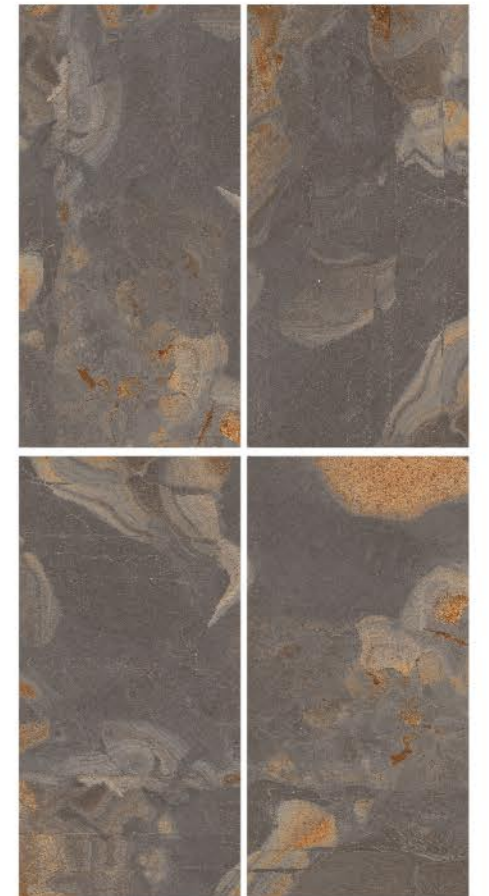
Monocrome Verde - 5



Design Name:
Slate Glod - 5

Finish:
Matt Carving

Random:
4 Face

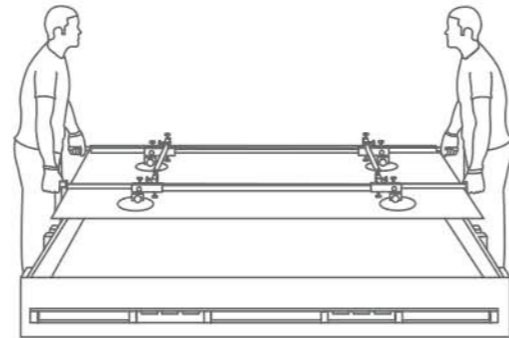
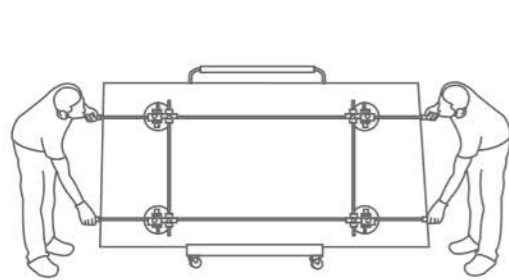


Slate Gold - 5

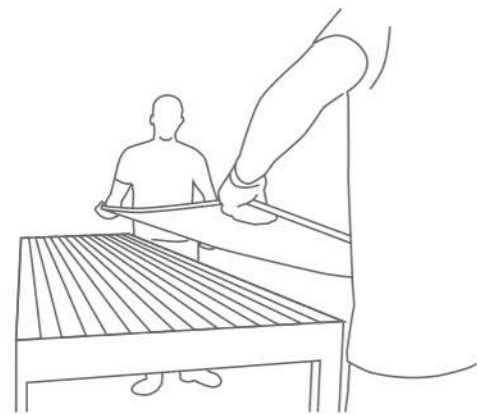
MANUALLY TRANSPORTING TILES

Only for 1/4" Slabs

MOVING A TILE



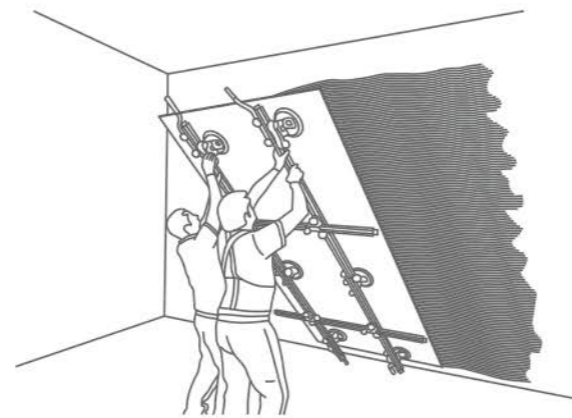
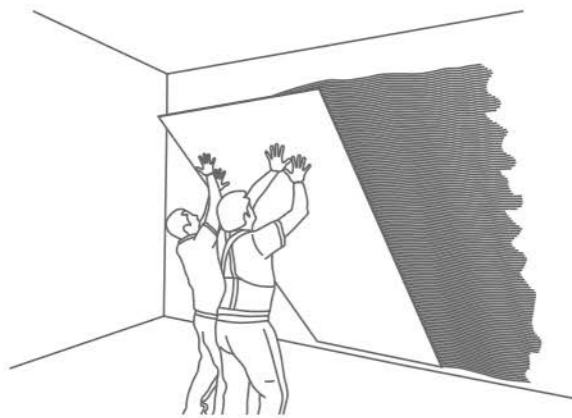
RAISING A IMMEDIATE TILE ONTO A BENCH



✗ INCORRECT

✓ CORRECT

HANDLING IMMEDIATE TILE FOR WALL



✗ INCORRECT

✓ CORRECT

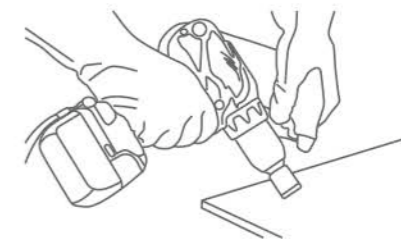
WORKING WITH THE VARIOUS VERSIONS OF TILES

CUTTING WITH DIAMOND DISCS



Our products can be cut using diamond discs fitted onto the hand-held electrical grinding machine. The speed of Disc rotation must be high (>10000 RPM) and should have a low feed rate (< 1 m/min). It may be required to cool the disc with water. Recommended discs are the thin types generally used for cutting porcelain stoneware. The surface should be kept on a FLAT base while cutting without any gap underneath

DRILLING



You can use cutting discs fitted to battery-operated screwdrivers or angle grinders, electrical drills as an alternative.


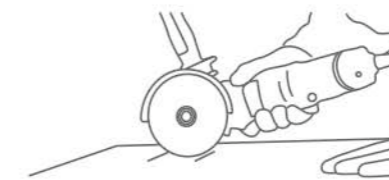
INTERNAL CUT / L-SHAPED CUT



To get internal and L-shaped corners & to reduce the risk of breakage, round o the vertex of the internal corner using bits with a radius of at least 5mm. Then cut with diamond discs, be cautious to stop moving the cutting tool forward. To drill and cut using diamond discs, follow the instructions provided above.

When using these tools:
 -Cool the point being drilled with water
 -Don't put too much pressure and bear in mind the resistance of the type of laminated stoneware you are working on
 -if you are using tungsten bits, start drilling at a low speed
 -if you are using drills or screwdrivers, do not select hammering mode

EDGE-FINISHING



INSTRUCTIONS FOR MANUAL INSTALLATION

SINGLE LAYER METHOD



DOUBLE-LAYER METHOD



COMPRESSING THE TILE



IMPORTANT

All cutout corners must have a minimum diameter of 1/4". Never leave 90° angles. We recommend radiuses of more than 1/4" when the kitchen the design allows as it makes the countertop firmer.



✓ CORRECT



✗ INCORRECT



✗ INCORRECT



✗ INCORRECT

CLEANING & MAINTENANCE

Our products are non porous (due to their high quality raw materials, stringent production parameters and state of the art technology), hence any dust or deposited waste cannot penetrate the surface.

For most cases only a damp cloth is sufficient for cleaning.

Regular cleaning highlights the aesthetic features of the surface and gives it exceptional shine.

For highly aggressive cleaning caused by some common food and substances follow the table below.

TYPE OF STAIN	CHEMICAL PRODUCT	EXAMPLE
Grease	Alkaline - Solvent	Detergent
Oil	Solvent	Ammonia, Baking Soda
Ink	Oxidant - Solvent	Alcohol, Liquid Bleach, Nail Paint Remover
Rust	Acid	Hydrochloric Acid, Vinegar, Red Harpic
Lime	Acid	Descaling Reagent, Hydro Chloric Acid
Cement	Acid	Hydro Chloric Acid
Wine	Alkaline	Ammonia, Liquid Bleach
Coffee	Alkaline - Solvent	Ammonia, Liquid Bleach
Rubber	Solvent	Alcohol, Thinner
Plaster	Acid	Hydro Chloric Acid
Candle Wax	Solvent	Alcohol, Thinner
Iodine	Oxidant	Liquid Bleach
Blood	Oxidant	Liquid Bleach
Ice Cream	Alkaline	Liquid Bleach

Note: It is recommended that any kind of stain needs to get clean immediately / as soon as possible.

TECHNICAL SPECIFICATIONS

CHARACTERISTIC	STANDARD AS PER ISO-13006/2018 En14411 gr.bla	MOTTO VALUE	TEST METHOD
Regulatory Properties			
Deviation in Length & Width	±0.5%	±0.2%	ISO 10545-2
Deviation in Thickness	±5%	±5%	ISO 10545-2
Straightness of Sides	±0.5%	±0.2%	ISO 10545-2
Rectangularity	±0.5%	±0.2%	ISO 10545-2
Surface Flatness	±0.5%	±0.3%	ISO 10545-2
Colour Difference	ΔE<1.00	ΔE<0.30	ISO 10545-16
Glossiness	As per Mfg.	As Per Mfg.	GlossMeter
Structural Properties			
Water Absorption	≤0.5 %	≤0.3 %	ISO 10545-3
Apparent Density	As Per Mfg.	>2.20 g/cc	ISO 10545-3
Massive Mechanical Properties			
Modulus of Repture	Min.35N/mm ²	Min.40N/mm ²	ISO 10545-4
Breaking Strength	Min. 1300 N	Min. 2000 N	ISO 10545-4
Impact Resistance	As per Mfg.	Min. 0.55	ISO 10545-4
Surface Mechanical Properties			
Surface Abrasion Resistance	As per Mfg.	Min. class 3	ISO 10545-7
Moh's Hardness	As per Mfg.	Min. class 4	BS EN 15771
Thermo Hygrometric Properties			
Frost Resistance	As Per Mfg.	Frost Proof	ISO 10545-12
Thermal Shock Resistance	Min. 10 Cycle	Min. 10 Cycle	ISO 10545-9
Moisture Expansion	Max. 0.6mm/m	Max. 0.02mm/m	ISO 10545-10
Thermal Expansion	Max. 9.0 x 10 ⁻⁶	Max. 6.0x10 ⁻⁶	ISO 10545-8
Chemical Properties			
Chemical Resistance	As Per Mfg.	No Damage	ISO 10545-13
Stain Resistance	Resistant	Resistant	ISO 10545-14
Safety Properties			
Slip Resistance	As per Mfg.	N. A.	DIN 51130
Fire Resistance	As per Mfg.	Fire Proof	N. A.

PACKING DETAILS

Dimension (mm)	No. of PC's/Box	Square Feet	Weight (Approx)
800x1600mm	2 Pcs.	27.55 Sq. Feet	52 Kg.



Pavagadhi Ceramic

Jay Ambe Ceramic, 8-A National Highway, Morbi - 363642

e-mail : pavagadhiceramic@gmail.com

www.pavagadhiceramic.com

Mo. +91 99092 81254 / +91 93281 33207

