

PAVAGADHI
CERAMIC

EXOTIC SURFACES

If you're looking for a more natural and earthy feel, our Surfaces collection offers a range of options, including a matt surface for a subtle texture, a SPA surface for a relaxing atmosphere, and a glossy surface for a luxurious touch. Each option provides a unique aesthetic that can enhance the ambiance of any room.

Whether you prefer a sleek and modern look with the glossy surface or a more subdued feel with the matt finish, Our Surfaces has options to suit any taste. And for those looking to add a touch of luxury to their space, the SPA surface offers a unique and sophisticated texture.

HYBRID SURFACE

GLOSSY SURFACE

SPA SURFACE

GHR SURFACE

MATT SURFACE



HYBRID SURFACE (COLOUR BODY) **NEW COLLECTION**



SUPER STATUARIO MICHAEL ANGELO SOFT STATUARIO CALACUTTA BIANCO ORO STATUARIO ROYAL LASA BIANCO NATURAL ONYX COSTA GREY




ROMAN BLUE ROMAN GOLD PATAGONIA GREEN PATAGONIA CREMA COSTAL GREEN PICASSO GREEN NIVEA GREY REGAL SILVER




BOSCO STEEL FENIX SILVER

HYBRID SURFACE (COLOUR BODY) **NEW COLLECTION**



BELGIUM GREY FUSION DARK EVOQUE GREEN EVOQUE BLACK THUNDER ONYX

HYBRID SURFACE (EXOTIC COLLECTION) **NEW COLLECTION**




EMERALD GREEN EMERALD BLUE AMAZONITE COFFEE AMAZONITE BLUE GREEN ONYX SKY ONYX BLUE ONYX LIME ONYX



OCEAN ONYX

GLOSSY SURFACE **NEW COLLECTION**



DORLIN GREY VALENCIA CREMA PERLATO GREY PERLATO GRIS FLORIS BIANCO FLORIS GREY LOFT GREY LOFT GRIS




ORACLE GREY ORACLE BEIGE ETERNAL CREMA ETERNAL SILVER

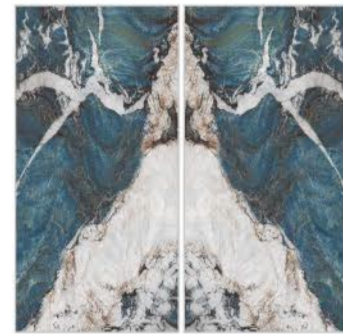
Tiles give a fabulous touch to any space, elevating its aesthetic appeal and creating a luxurious atmosphere. Whether it's a bathroom, kitchen, or living room, the addition of beautiful tiles can transform an ordinary space into a fabulous one.

HYBRID SURFACE (BOOK MATCH)

NEW
COLLECTION




BOTANIC WAVE



EXOTIC AQUA



STATUARIO REGAL



ROMA IMPERIAL

GLOSSY SURFACE



CRYSTAL
STATUARIO



BIANCO
LUNENSIS



SCREPOLATO
NERO



BOSCO
GREY



CARMEL
GREY



CARMEL
BROWN



ESPERDA
GREY



ESPERDA
BROWN



VERSACE
GOLD



GOLDEN
WAVE



WILLIAM
GREY
CLASSIC



ARMANI
CHOCO



ORIENTA
MOCA



ORIENTA
BEIGE




BRECCIA
BIEGE



TEXTURE
CREMA



ANTIQUÉ
CREMA



SAINT
LAURENT



PORTORO
BLACK

SPA SURFACE (COLOUR BODY)

NEW
COLLECTION



MICHAEL
ANGELO



LASA
BIANCO



STATUARIO
NEX



GLACIER
BEACH



NIVEA
GREY



CARMEL
GREY



NEXUS
GREY



NEXUS
GRIS



VEGA
SILVER



THUNDER
ONYX

GHR SURFACE (COLOUR BODY)

NEW
COLLECTION



LUCIDO
AFYON



LUCIDO
DIOR



LUCIDO
GRIGIO



LUCIDO
LATHIC



LUCIDO
MOCHA

MATT SURFACE



MONOLITH
TAUPE



MONOLITH
BEIGE



MONOLITH
CEMENTO



MONOLITH
GRIS

PAVAGADHI
CERAMIC

COLOR BODY
SERIES



ENIGMATIC FUSION

Embark on a mesmerizing journey where tradition meets innovation as it redefines artistic elegance.

Hybrid

Surface




SUPER STATUARIO

HYBRID SURFACE
RANDOM : 04 PHASE
TYPE : COLOUR BODY




MICHAEL ANGELO

HYBRID SURFACE
RANDOM : 03 PHASE
TYPE : COLOUR BODY




SOFT STATUARIO

HYBRID SURFACE
RANDOM : 02 PHASE
TYPE : COLOUR BODY



CALACUTTA BIANCO ORO

HYBRID SURFACE
RANDOM : 02 PHASE
TYPE : COLOUR BODY





SUPER STATUARIO

HYBRID SURFACE | COLOUR BODY


STATUARIO ROYAL

HYBRID SURFACE
RANDOM : 03 PHASE
TYPE : COLOUR BODY




LASA BIANCO

HYBRID SURFACE
RANDOM : 01 PHASE
TYPE : COLOUR BODY




NATURAL ONYX

HYBRID SURFACE
RANDOM : 02 PHASE
TYPE : COLOUR BODY



COSTA GREY

HYBRID SURFACE
RANDOM : 04 PHASE
TYPE : COLOUR BODY





STATUARIO ROYAL
HYBRID SURFACE | COLOUR BODY

ROMAN GOLD

HYBRID SURFACE
RANDOM : 03 PHASE
TYPE : COLOUR BODY



ROMAN BLUE

HYBRID SURFACE
RANDOM : 03 PHASE
TYPE : COLOUR BODY



PATAGONIA GREEN

HYBRID SURFACE
RANDOM : 03 PHASE
TYPE : COLOUR BODY



PATAGONIA CREMA

HYBRID SURFACE
RANDOM : 03 PHASE
TYPE : COLOUR BODY





PATAGONIA CREMA
HYBRID SURFACE | COLOUR BODY

COSTAL GREEN

HYBRID SURFACE
ENDLESS : 02 PHASE
TYPE : COLOUR BODY



PICASSO GREEN

HYBRID SURFACE
ENDLESS : 03 PHASE
TYPE : COLOUR BODY



NIVEA GREY

HYBRID SURFACE
RANDOM : 02 PHASE
TYPE : COLOUR BODY



REGAL SILVER

GLOSSY SURFACE
RANDOM : 02 PHASE
TYPE : COLOUR BODY





PICASSO GREEN
HYBRID SURFACE | COLOUR BODY

BOSCO STEEL

GLOSSY SURFACE
RANDOM : 02 PHASE
TYPE : COLOUR BODY



FENIX SILVER

GLOSSY SURFACE
RANDOM : 04 PHASE
TYPE : COLOUR BODY



PAVAGADHI
CERAMIC

COLOR BODY
SERIES



EUPHORIC ELEGANCE

Transform spaces, ignite imagination, and embrace unparalleled luxury!

Hybrid

Surface




BELGIUM GREY

HYBRID SURFACE
RANDOM : 02 PHASE
TYPE : COLOUR BODY



FUSION DARK

HYBRID SURFACE
ENDLESS : 04 PHASE
TYPE : COLOUR BODY



EVOQUE GREEN

HYBRID SURFACE
ENDLESS : 02PHASE
TYPE : COLOUR BODY



EVOQUE BLACK

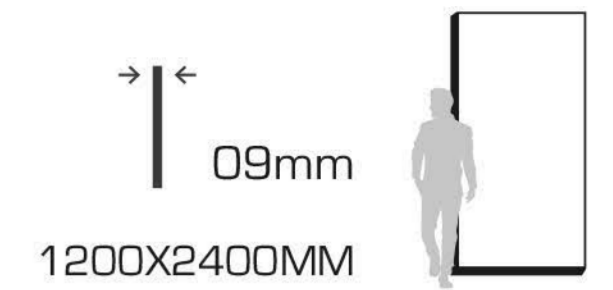
HYBRID SURFACE
ENDLESS : 02PHASE
TYPE : COLOUR BODY





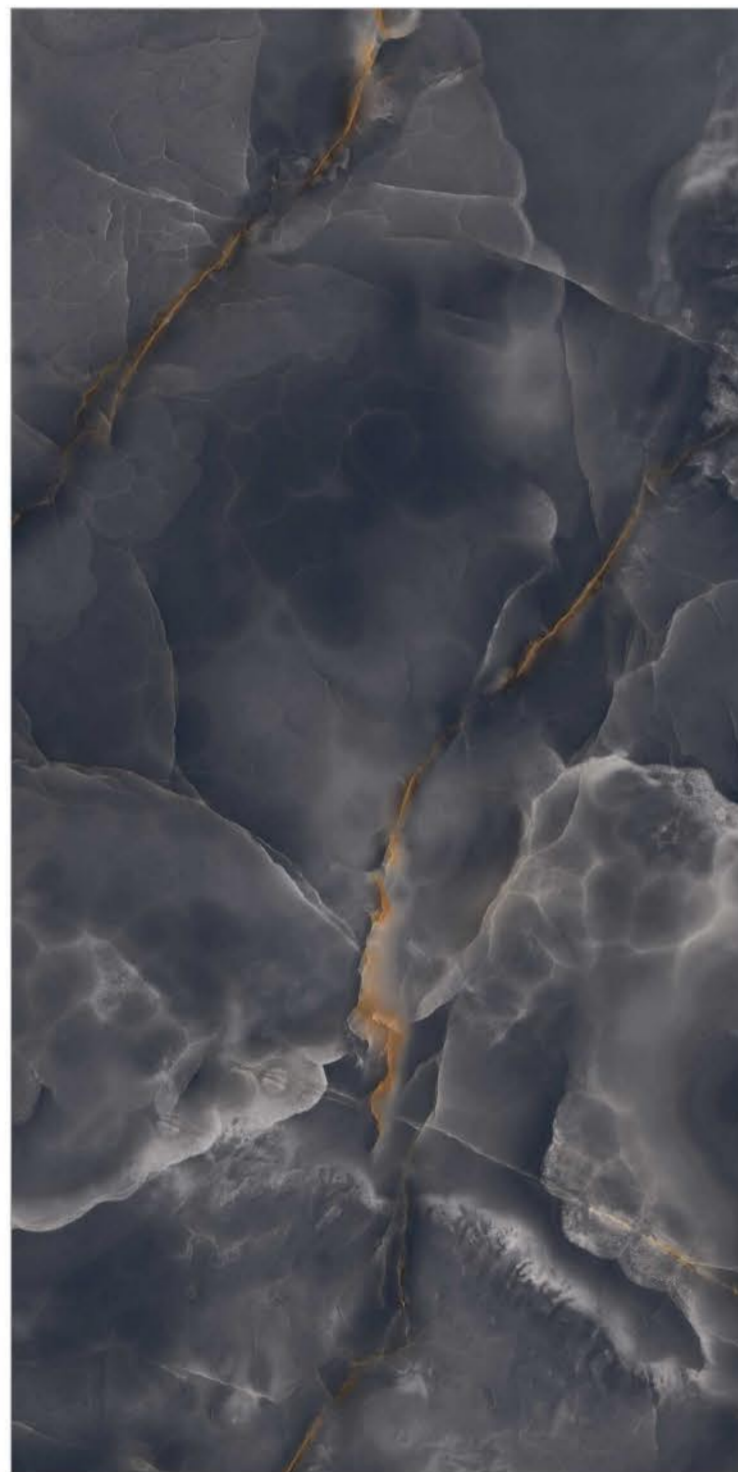
FUSION DARK
HYBRID SURFACE | COLOUR BODY

PAVAGADHI
CERAMIC



THUNDER ONYX

HYBRID SURFACE
RANDOM : 02 PHASE
TYPE : COLOUR BODY



Italian Technology

 FLEXIBLE BODY

MARBLE+

PAVAGADHI
CERAMIC



OCEANIC FUSION

The ultimate hybrid surface for coastal elegance
and durability.

Hybrid

Surface




EMERALD GREEN

HYBRID SURFACE
RANDOM : 03 PHASE
TYPE : EXOTIC COLLECTION



EMERALD BLUE

HYBRID SURFACE
RANDOM : 03 PHASE
TYPE : EXOTIC COLLECTION




AMAZONITE COFFEE

HYBRID SURFACE
ENDLESS : 03 PHASE
TYPE : EXOTIC COLLECTION



AMAZONITE BLUE

GLOSSY SURFACE
ENDLESS : 03 PHASE
TYPE : EXOTIC COLLECTION





AMAZONITE COFFEE

HYBRID SURFACE | EXOTIC COLLECTION

GREEN ONYX

HYBRID SURFACE
RANDOM : 04 PHASE
TYPE: EXOTIC COLLECTION




SKY ONYX

HYBRID SURFACE
RANDOM : 04 PHASE
TYPE: EXOTIC COLLECTION




BLUE ONYX

HYBRID SURFACE
RANDOM : 03 PHASE
TYPE: EXOTIC COLLECTION




LIME ONYX

HYBRID SURFACE
RANDOM : 03 PHASE
TYPE: EXOTIC COLLECTION



OCEAN ONYX

HYBRID SURFACE
RANDOM : 03 PHASE
TYPE: EXOTIC COLLECTION



PAVAGADHI
CERAMIC



THE EPITOME OF LUXURY

A luxurious and timeless surfaces that adds
a touch of glamour and sophistication
to any space



Glossy

Surface

DORLIN GREY

GLOSSY SURFACE
RANDOM : 02 PHASE



VALENCIA CREMA

GLOSSY SURFACE
RANDOM : 04 PHASE



PERLATO GREY

GLOSSY SURFACE
ENDLESS : 02 PHASE



PERLATO GRIS

GLOSSY SURFACE
ENDLESS : 02 PHASE





PERLATO GREY
GLOSSY SURFACE

FLORIS BIANCO

GLOSSY SURFACE
RANDOM : 02 PHASE



FLORIS GREY

GLOSSY SURFACE
RANDOM : 02 PHASE



LOFT GREY

GLOSSY SURFACE
RANDOM : 03 PHASE



LOFT GRIS

GLOSSY SURFACE
RANDOM : 03 PHASE





FLORIS GREY
GLOSSY SURFACE

ORACLE GREY

GLOSSY SURFACE
RANDOM : 03 PHASE



ORACLE BEIGE

GLOSSY SURFACE
RANDOM : 03 PHASE




ETERNAL CREMA

GLOSSY SURFACE
RANDOM : 02 PHASE



ETERNAL SILVER

GLOSSY SURFACE
RANDOM : 02 PHASE



PAVAGADHI
CERAMIC

COLOR BODY
SERIES




REGAL FUSION

Embark on a majestic journey where luxury meets sustainability


Hybrid


Surface Book Match







BOTANIC WAVE
HYBRID SURFACE
BOOK MATCH
TYPE : COLOUR BODY





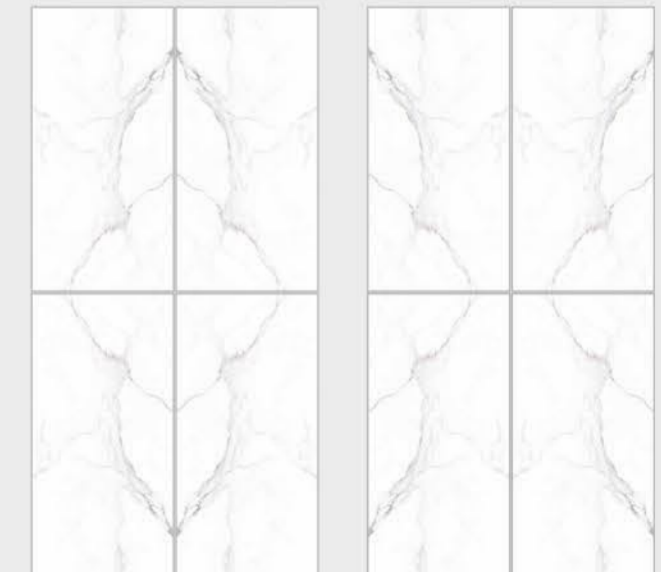
EXOTIC AQUA

HYBRID SURFACE
BOOK MATCH




STATUARIO REGAL

HYBRID SURFACE
BOOK MATCH
TYPE : COLOUR BODY





ROMA IMPERIAL
HYBRID SURFACE
BOOK MATCH
TYPE : COLOUR BODY



PAVAGADHI
CÉRAMIC



LUSTROUS REFLECTIONS

Elevate your space with the mesmerizing sheen of glossy surfaces.


Glossy

Surface




CRYSTAL STATUARIO

GLOSSY SURFACE
RANDOM : 03 PHASE



BIANCO LUNENSIS

GLOSSY SURFACE
RANDOM : 08 PHASE



SCREPOLATO NERO

GLOSSY SURFACE
RANDOM : 03 PHASE



BOSCO GREY

GLOSSY SURFACE
RANDOM : 02 PHASE





BIANCO LUNENSIS
HYBRID SURFACE

CARMEL GREY

GLOSSY SURFACE
RANDOM : 03 PHASE



CARMEL BROWN

GLOSSY SURFACE
RANDOM : 03 PHASE



ESPERDA GREY

GLOSSY SURFACE
RANDOM : 02 PHASE



ESPERDA BROWN

GLOSSY SURFACE
RANDOM : 02 PHASE



VERSACE GOLD

GLOSSY SURFACE
RANDOM : 02 PHASE



GOLDEN WAVE

GLOSSY SURFACE
RANDOM : 02 PHASE



WILLIUM GREY CLASSIC

GLOSSY SURFACE
RANDOM : 02 PHASE



ARMANI CHOCO

GLOSSY SURFACE
RANDOM : 02 PHASE





GOLDEN WAVE
HYBRID SURFACE

ORIENTA MOCA

GLOSSY SURFACE
RANDOM : 02 PHASE



ORIENTA BEIGE

GLOSSY SURFACE
RANDOM : 02 PHASE



BRECCIA BIEGE

GLOSSY SURFACE
RANDOM : 02 PHASE



TEXTURE CREMA

GLOSSY SURFACE
RANDOM : 02 PHASE






BRECCIA BIEGE
HYBRID SURFACE


SAINT LAURENT

GLOSSY SURFACE
RANDOM : 02 PHASE




PORTORO BLACK

GLOSSY SURFACE
RANDOM : 02 PHASE



ANTIQUE CREMA

GLOSSY SURFACE
RANDOM : 02 PHASE



PAVAGADHI
CERAMIC

COLOR BODY
SERIES



MAKE YOUR AMBIANCE MORE BEAUTIFUL


Experience the grandeur of nature in your spaces
through intuitive and natural impressions

Spa Surface




MICHAEL ANGELO

SPA SURFACE
RANDOM : 03 PHASE
TYPE COLOUR BODY




LASA BIANCO

SPA SURFACE
RANDOM : 01 PHASE
TYPE COLOUR BODY




STATUARIO NEX

SPA SURFACE
RANDOM : 02 PHASE
TYPE COLOUR BODY



GLACIER BEACH

SPA SURFACE
RANDOM : 03 PHASE
TYPE COLOUR BODY



NIVEA GREY

SPA SURFACE
RANDOM : 02 PHASE
TYPE COLOUR BODY



CARMEL GREY

SPA SURFACE
RANDOM : 03 PHASE
TYPE COLOUR BODY



NEXUS GREY

SPA SURFACE
RANDOM : 02 PHASE
TYPE COLOUR BODY



NEXUS GRIS

SPA SURFACE
RANDOM : 02 PHASE
TYPE COLOUR BODY





NIVEA GREY
SPA SURFACE | COLOUR BODY


VEGA SILVER

SPA SURFACE
RANDOM : 02 PHASE
TYPE COLOUR BODY



THUNDER ONYX

SPA SURFACE
RANDOM : 02 PHASE
TYPE COLOUR BODY



PAVAGADHI
CERAMIC

COLOR BODY
SERIES



EXQUISITE EUPHORIA

Unveil the epitome of opulence on extraordinary surfaces.



GHR

Surface

LUCIDO AFYON

GHR SURFACE
RANDOM : 02 PHASE
TYPE COLOUR BODY




LUCIDO DIOR

GHR SURFACE
RANDOM : 02 PHASE
TYPE COLOUR BODY




LUCIDO GRIGIO

GHR SURFACE
RANDOM : 02 PHASE
TYPE COLOUR BODY




LUCIDO LATHIC

GHR SURFACE
RANDOM : 02 PHASE
TYPE COLOUR BODY



LUSIDO MOCHA

GHR SURFACE
RANDOM : 02 PHASE
TYPE COLOUR BODY



PAVAGADHI
CERAMIC



CLASSY IMPRESSIONS

Embrace the allure of understated
sophistication with matt surface.

Matt Surface



MONOLITH TAUPE

MATT SURFACE
RANDOM : 03 PHASE




MONOLITH BEIGE

MATT SURFACE
RANDOM : 03 PHASE




MONOLITH CEMENTO

MATT SURFACE
RANDOM : 03 PHASE



MONOLITH GRIS

MATT SURFACE
RANDOM : 03 PHASE



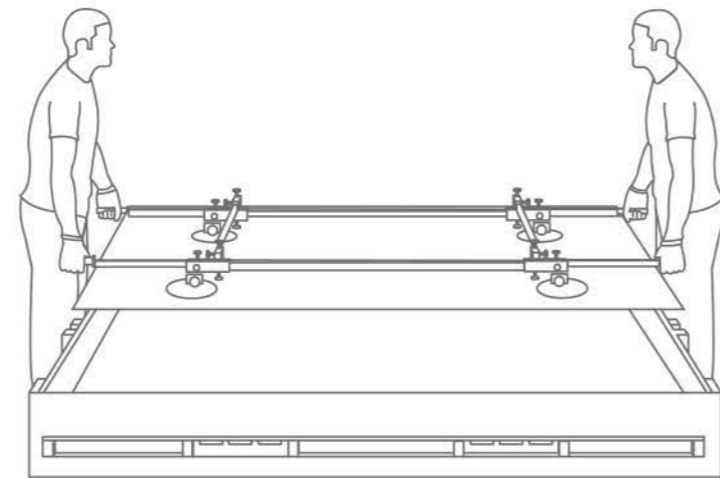
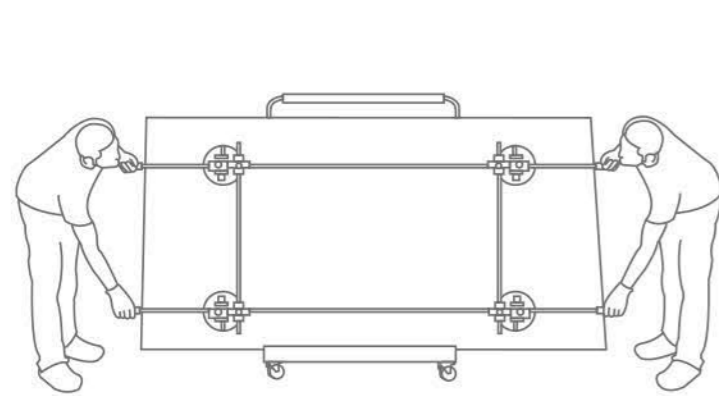


MONOLITH CEMENTO
MATT SURFACE

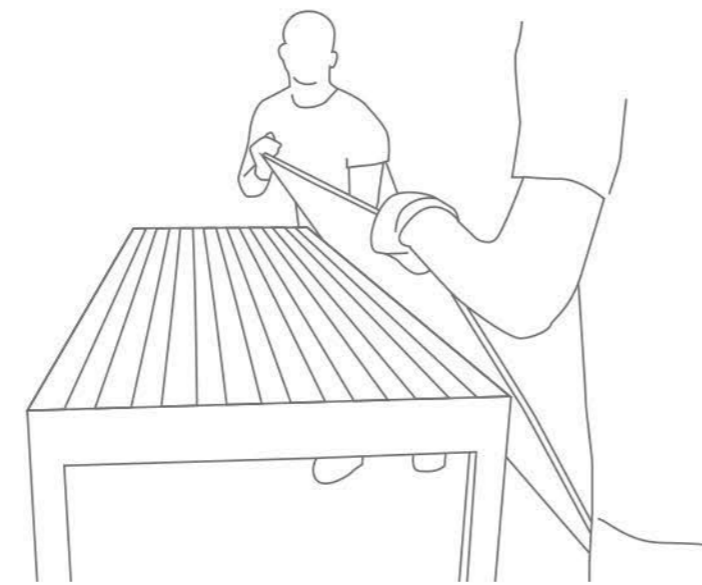
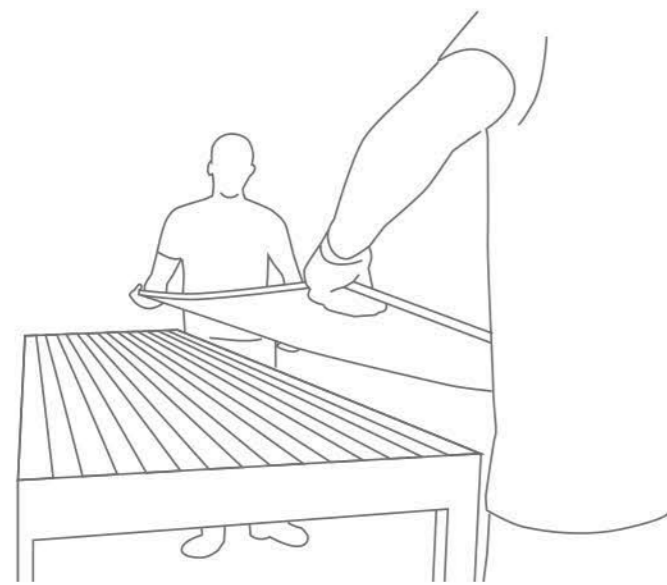
MANUALLY TRANSPORTING TILES

Only for 1/4" Slabs

MOVING A TILE



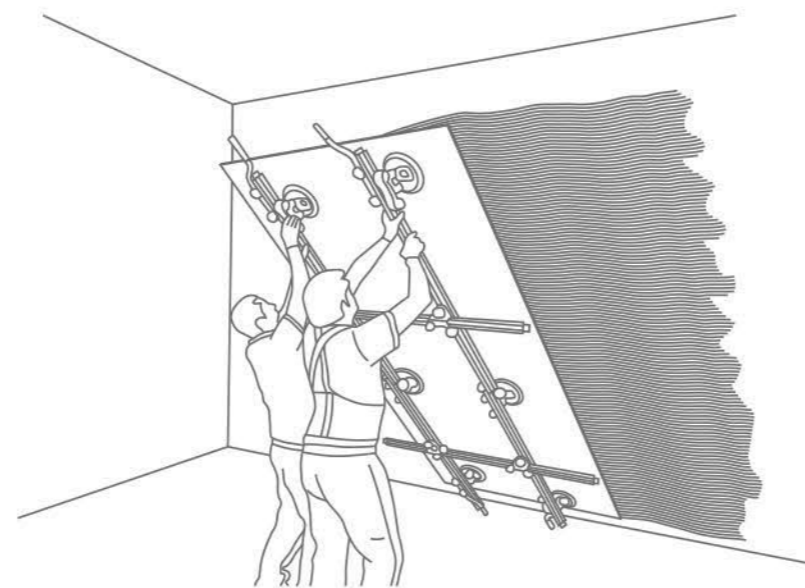
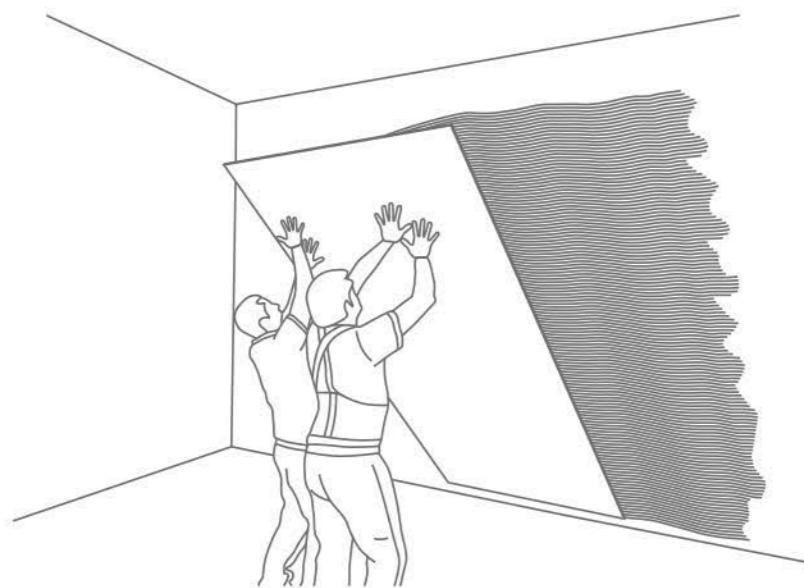
RAISING A IMMEDIATE TILE ONTO A BENCH



✗ INCORRECT

✓ CORRECT

HANDLING IMMEDIATE TILE FOR WALL


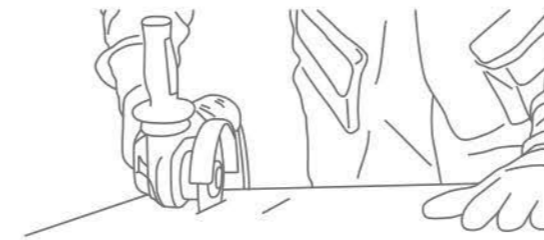


✗ INCORRECT

✓ CORRECT

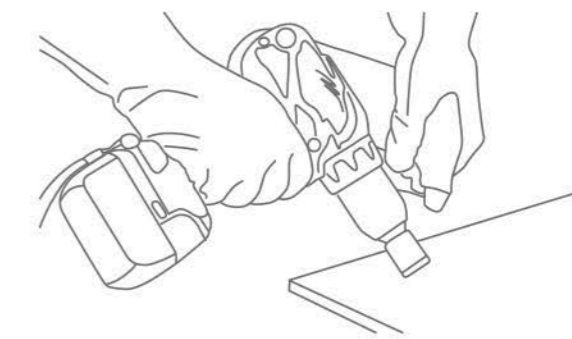
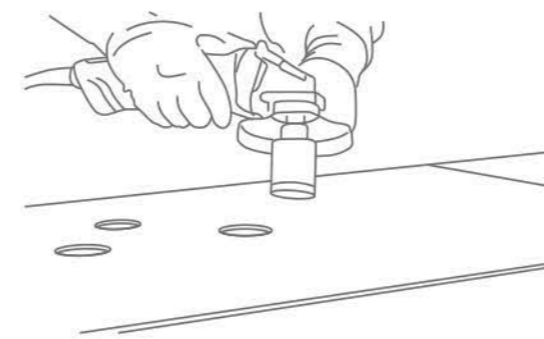
WORKING WITH THE VARIOUS VERSIONS OF TILES

CUTTING WITH DIAMOND DISCS



Our products can be cut using diamond discs fitted onto the hand-held electrical grinding machine. The speed of Disc rotation must be high (>10000 RPM) and should have a low feed rate (<1 m/min). It may be required to cool the disc with water. Recommended discs are the thin types generally used for cutting porcelain stoneware. The surface should be kept on a FLAT base while cutting without any gap underneath.

DRILLING



You can use cutting discs fitted to battery-operated screwdrivers or angle grinders, electrical drills as an alternative.

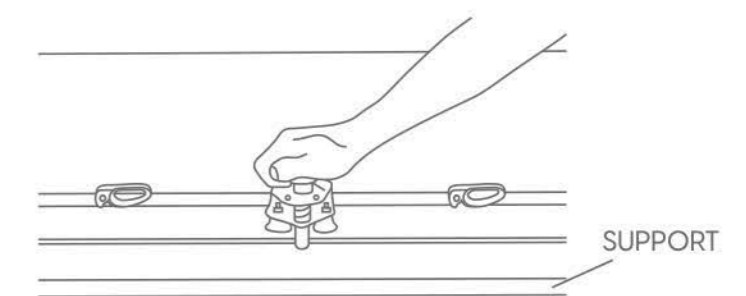
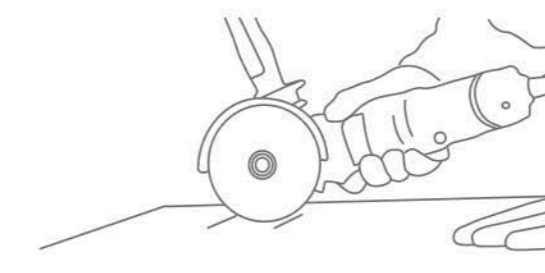
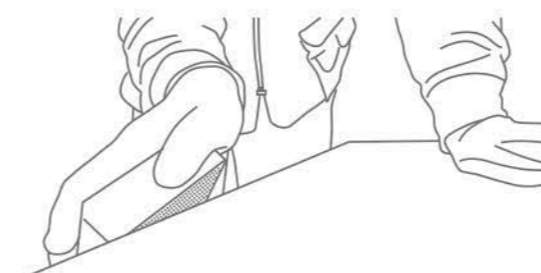
INTERNAL CUT / L-SHAPED CUT



To get internal and L-shaped corners & to reduce the risk of breakage, round off the vertex of the internal corner using bits with a radius of at least 5mm. Then cut with diamond discs, be cautious to stop moving the cutting tool forward. To drill and cut using diamond discs, follow the instructions provided above.

When using these tools:
 -Cool the point being drilled with water
 -Don't put too much pressure and bear in mind the resistance of the type of laminated stoneware you are working on
 -If you are using tungsten bits, start drilling at a low speed
 -If you are using drills or screwdrivers, do not select hammering mode

EDGE-FINISHING

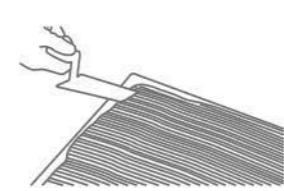


INSTRUCTIONS FOR MANUAL INSTALLATION

SINGLE LAYER METHOD



DOUBLE-LAYER METHOD



COMPRESSING THE TILE



IMPORTANT

All cutout corners must have a minimum diameter of 1/4". Never leave 90° angles. We recommend radiuses of more than 1/4" when the kitchen the design allows as it makes the countertop firmer.



✓ CORRECT



✗ INCORRECT



✗ INCORRECT



✗ INCORRECT

CLEANING & MAINTENANCE

Our products are non porous (due to their high quality raw materials, stringent production parameters and state of the art technology), hence any dust or deposited waste cannot penetrate the surface.

For most cases only a damp cloth is sufficient for cleaning.

Regular cleaning highlights the aesthetic features of the surface and gives it exceptional shine.

For highly aggressive cleaning caused by some common food and substances follow the table below.

TYPE OF STAIN	CHEMICAL PRODUCT	EXAMPLE
Grease	Alkaline - Solvent	Detergent
Oil	Solvent	Ammonia, Baking Soda
Ink	Oxidant - Solvent	Alcohol, Liquid Bleach, Nail Paint Remover
Rust	Acid	Hydrochloric Acid, Vinegar, Red Harpic
Lime	Acid	Descaling Reagent, Hydro Chloric Acid
Cement	Acid	Hydro Chloric Acid
Wine	Alkaline	Ammonia, Liquid Bleach
Coffee	Alkaline - Solvent	Ammonia, Liquid Bleach
Rubber	Solvent	Alcohol, Thinner
Plaster	Acid	Hydro Chloric Acid
Candle Wax	Solvent	Alcohol, Thinner
Iodine	Oxidant	Liquid Bleach
Blood	Oxidant	Liquid Bleach
Ice Cream	Alkaline	Liquid Bleach

Note: It is recommended that any kind of stain needs to get clean immediately / as soon as possible.

TECHNICAL SPECIFICATIONS

CHARACTERISTIC	STANDARD AS PER ISO-13006/2018 En14411 gr.bla	MOTTO VALUE	TEST METHOD
Regulatory Properties			
Deviation in Length & Width	±0.5%	±0.2%	ISO 10545-2
Deviation in Thickness	±5%	±5%	ISO 10545-2
Straightness of Sides	±0.5%	±0.2%	ISO 10545-2
Rectangularity	±0.5%	±0.2%	ISO 10545-2
Surface Flatness	±0.5%	±0.3%	ISO 10545-2
Colour Difference	ΔE<1.00	ΔE<0.30	ISO 10545-16
Glossiness	As per Mfg.	As Per Mfg.	GlossMeter
Structural Properties			
Water Absorption	≤0.5 %	≤0.3 %	ISO 10545-3
Apparent Density	As Per Mfg.	>2.20 g/cc	ISO 10545-3
Massive Mechanical Properties			
Modulus of Repture	Min.35N/mm ²	Min.40N/mm ²	ISO 10545-4
Breaking Strength	Min. 1300 N	Min. 2000 N	ISO 10545-4
Impact Resistance	As per Mfg.	Min. 0.55	ISO 10545-4
Surface Mechanical Properties			
Surface Abrasion Resistance	As per Mfg.	Min. class 3	ISO 10545-7
Moh's Hardness	As per Mfg.	Min. class 4	BS EN 15771
Thermo Hygrometric Properties			
Frost Resistance	As Per Mfg.	Frost Proof	ISO 10545-12
Thermal Shock Resistance	Min. 10 Cycle	Min. 10 Cycle	ISO 10545-9
Moisture Expansion	Max. 0.6mm/m	Max. 0.02mm/m	ISO 10545-10
Thermal Expansion	Max. 9.0 x 10 ⁻⁶	Max. 6.0x10 ⁻⁶	ISO 10545-8
Chemical Properties			
Chemical Resistance	As Per Mfg.	No Damage	ISO 10545-13
Stain Resistance	Resistant	Resistant	ISO 10545-14
Safety Properties			
Slip Resistance	As per Mfg.	N. A.	DIN 51130
Fire Resistance	As per Mfg.	Fire Proof	N. A.

PACKING DETAILS

Dimension (mm)	No. of PC's/Box	Square Feet	Weight (Approx)
1200x2400mm	1 Pcs.	31 Sq. Feet	61 Kg.



Pavagadhi Ceramic

Jay Ambe Ceramic, 8-A National Highway, Morbi - 363642

e-mail : pavagadhiceramic@gmail.com
www.pavagadhiceramic.com

Mo. +91 99092 81254 / +91 93281 33207