

**FULL BODY**  
SERIES

**PAVAGADHI**

CERAMIC

**1200x1800mm**  
9mm Thickness

## QUALITY AND PRODUCTION

Then the tiles are tested for their flatness too. Tiles are tested for flatness after which optical sensors take over. Optical sensors measure points on the surface to create a matrix. Parameters and the tile is classified. Lastly, Dico Liner optical sensors analyze the surfaces to say goodbye to any cushion of trapezium effects.

Our quality concern for our products is further enhanced by our safety concern for our workforce. Our workers perform their duty under the supervision of our safety for staff team that assures focused working environment.

Overall, following all the necessary standards and quality control norms help us to produce premium quality tiles.




## AURORA GALLERY

Our exotic designs open possibilities for creating your dreamscape, both in the interior and the exterior; these tiles have warm and neutral tones that create an atmosphere of calm and cleanliness. A refreshing palette of crisp white, beige, black, and taupe gives any space a modern and chic appearance.

Despite being elegant in appearance, your bathroom, kitchen wall, or floor can benefit from the versatile and textural design element these tiles can add.

---

T I M E L E S S



**FULL BODY**  
SERIES

# PAVAGADHI

CERAMIC

Its thickness of 09mm offers your area a spectacular appearance and produces a relaxing atmosphere in residential or commercial properties. Saga+ brings you a varied range of wonderfully made tiles. As a result, your perfect space is crafted with simplicity.

Saga+ has a collection of Glossy and Matt finish tiles. These tiles are perfect for any space to give it a luxurious feel. Matte finish reinforces an authentic and architectural look while allowing for installation on both floors and walls, inside and out, while beautifully crafted Glossy tiles will transform your interior into something special with their eye-catching glossy finish and unique color.

Any space benefits from color's ability to lend personality and liveliness to the overall décor. Our strikingly modern color collection gives your space an attractive and architectural atmosphere.

**THICKNESS**  
09MM



**SURFACE**  
GLOSSY & MATT



**COLOR**  
6




**PAVAGADHI**  
CERAMIC



**FULL BODY**  
SERIES

The perfect finish:  
the tile company you can trust.

## COLLECTION



# EDGE PROFILE

This design has been beautifully crafted with particular attention paid to different types of edges which help to not only understand the design pattern of different areas but also satisfy the requirements of the perfect fitting.



Double Bevel



Crescent



Big Bevel



Small Bevel




Top Radius

## Joint Possibilities



Birds beak



45° corner



Soft corner





OFFICE TABLE



STAIRCASE



TABLE TOP



SHELVES



KITCHEN COUNTER TOP



DINING TABLE



DOOR / WINDOW FRAME



LIVING ROOM

**FULL BODY**  
SERIES

**PAVAGADHI**  
CERAMIC





## SAGA + BARLY

Size:  
1200x1800mm

● GLOSSY ▲ MATT

+ 09mm Thickness









OFFICE TABLE



STAIRCASE



TABLE TOP



SHELVES



KITCHEN COUNTER TOP



DINING TABLE



DOOR / WINDOW FRAME



LIVING ROOM

**FULL BODY**  
SERIES

**PAVAGADHI**  
CERAMIC




## SAGA + BIANCO

Size:  
1200x1800mm

● GLOSSY ▲ MATT

+ 09mm Thickness







OFFICE TABLE



STAIRCASE



TABLE TOP



SHELVES



KITCHEN COUNTER TOP



DINING TABLE



DOOR / WINDOW FRAME



LIVING ROOM

**FULL BODY**  
SERIES

**PAVAGADHI**  
CERAMIC




**SAGA +**  
**COCO**

Size:  
1200x1800mm

● GLOSSY ▲ MATT

+ 09mm Thickness







OFFICE TABLE



STAIRCASE



TABLE TOP



SHELVES



KITCHEN COUNTER TOP



DINING TABLE




DOOR / WINDOW FRAME



LIVING ROOM

**FULL BODY**  
SERIES

**PAVAGADHI**  
CERAMIC





## SAGA + GREY

Size:  
1200x1800mm

● GLOSSY ▲ MATT

+ 09mm Thickness







OFFICE TABLE



STAIRCASE



TABLE TOP



SHELVES



KITCHEN COUNTER TOP



DINING TABLE




DOOR / WINDOW FRAME



LIVING ROOM

**FULL BODY**  
SERIES

**PAVAGADHI**  
CERAMIC




## SAGA + NERO

Size:  
1200x1800mm

● GLOSSY ▲ MATT

+ 09mm Thickness









OFFICE TABLE



STAIRCASE



TABLE TOP



SHELVES



KITCHEN COUNTER TOP



DINING TABLE



DOOR / WINDOW FRAME



LIVING ROOM

**FULL BODY**  
SERIES

**PAVAGADHI**  
CERAMIC




## SAGA + WHITE

Size:  
1200x1800mm

● GLOSSY ▲ MATT

+ 09mm Thickness

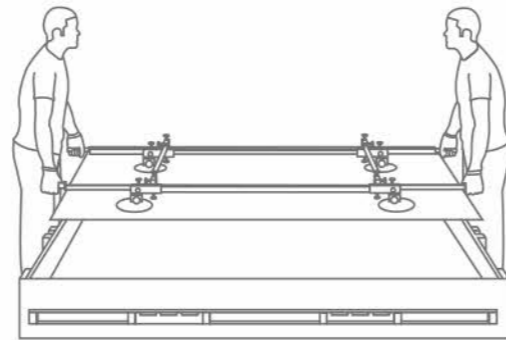
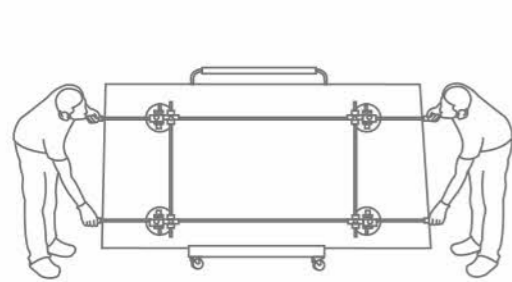




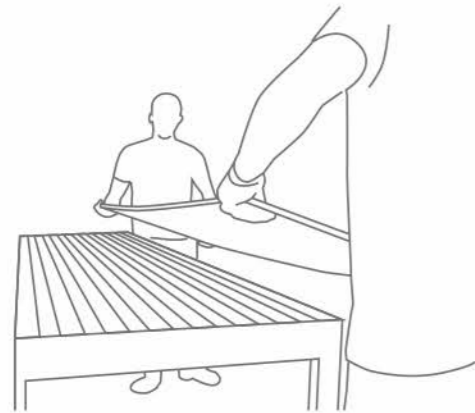
## MANUALLY TRANSPORTING TILES

Only for 1/4" Slabs

### MOVING A TILE



### RAISING A IMMEDIATE TILE ONTO A BENCH

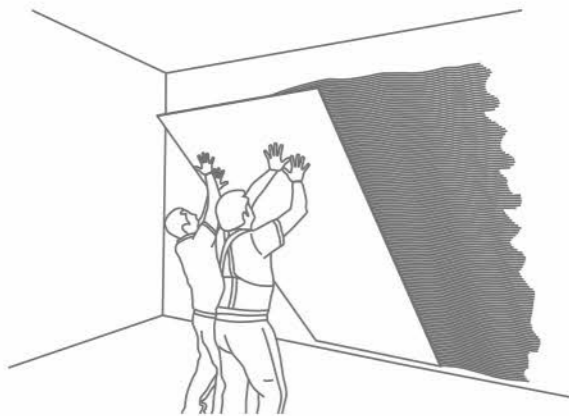


✗ INCORRECT

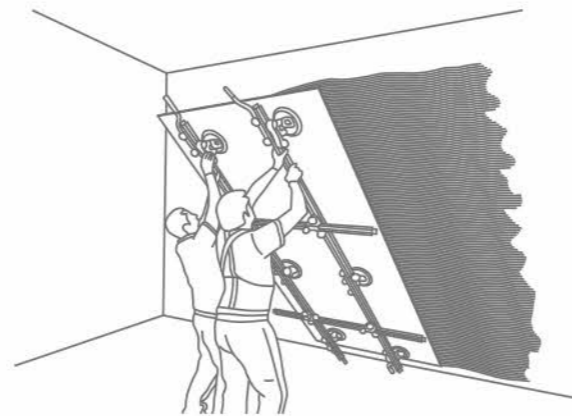


✓ CORRECT

### HANDLING IMMEDIATE TILE FOR WALL



✗ INCORRECT



✓ CORRECT

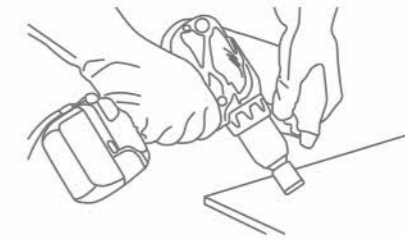
## WORKING WITH THE VARIOUS VERSIONS OF TILES

### CUTTING WITH DIAMOND DISCS



Our products can be cut using diamond discs fitted onto the hand-held electrical grinding machine. The speed of Disc rotation must be high (>10000 RPM) and should have a low feed rate (< 1 m/min). It may be required to cool the disc with water. Recommended discs are the thin types generally used for cutting porcelain stoneware. The surface should be kept on a FLAT base while cutting without any gap underneath

### DRILLING



You can use cutting discs fitted to battery-operated screwdrivers or angle grinders, electrical drills as an alternative.


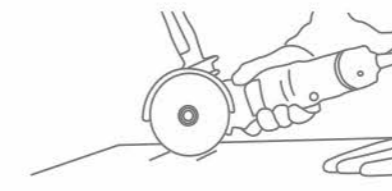
### INTERNAL CUT / L-SHAPED CUT



To get internal and L-shaped corners & to reduce the risk of breakage, round o the vertex of the internal corner using bits with a radius of at least 5mm. Then cut with diamond discs, be cautious to stop moving the cutting tool forward. To drill and cut using diamond discs, follow the instructions provided above.

When using these tools:  
 -Cool the point being drilled with water  
 -Don't put too much pressure and bear in mind the resistance of the type of laminated stoneware you are working on  
 -If you are using tungsten bits, start drilling at a low speed  
 -If you are using drills or screwdrivers, do not select hammering mode

### EDGE-FINISHING



## INSTRUCTIONS FOR MANUAL INSTALLATION

SINGLE LAYER METHOD



DOUBLE-LAYER METHOD



COMPRESSING THE TILE



## IMPORTANT

All cutout corners must have a minimum diameter of 1/4". Never leave 90° angles. We recommend radiuses of more than 1/4" when the kitchen the design allows as it makes the countertop firmer.



✓ CORRECT



✗ INCORRECT



✗ INCORRECT



✗ INCORRECT

## CLEANING & MAINTENANCE

Our products are non porous (due to their high quality raw materials, stringent production parameters and state of the art technology), hence any dust or deposited waste cannot penetrate the surface.

For most cases only a damp cloth is sufficient for cleaning.

Regular cleaning highlights the aesthetic features of the surface and gives it exceptional shine.

For highly aggressive cleaning caused by some common food and substances follow the table below.

TYPE OF STAIN	CHEMICAL PRODUCT	EXAMPLE
Grease	Alkaline - Solvent	Detergent
Oil	Solvent	Ammonia, Baking Soda
Ink	Oxidant - Solvent	Alcohol, Liquid Bleach, Nail Paint Remover
Rust	Acid	Hydrochloric Acid, Vinegar, Red Harpic
Lime	Acid	Descaling Reagent, Hydro Chloric Acid
Cement	Acid	Hydro Chloric Acid
Wine	Alkaline	Ammonia, Liquid Bleach
Coffee	Alkaline - Solvent	Ammonia, Liquid Bleach
Rubber	Solvent	Alcohol, Thinner
Plaster	Acid	Hydro Chloric Acid
Candle Wax	Solvent	Alcohol, Thinner
Iodine	Oxidant	Liquid Bleach
Blood	Oxidant	Liquid Bleach
Ice Cream	Alkaline	Liquid Bleach

Note: It is recommended that any kind of stain needs to get clean immediately / as soon as possible.

## TECHNICAL SPECIFICATIONS

CHARACTERISTIC	STANDARD AS PER ISO-13006/2018 En14411 gr.bla	VALUE	TEST METHOD
<b>Regulatory Properties</b>			
Deviation in Length & Width	±0.5%	±0.2%	ISO 10545-2
Deviation in Thickness	±5%	±5%	ISO 10545-2
Straightness of Sides	±0.5%	±0.2%	ISO 10545-2
Rectangularity	±0.5%	±0.2%	ISO 10545-2
Surface Flatness	±0.5%	±0.3%	ISO 10545-2
Colour Difference	ΔE<1.00	ΔE<0.30	ISO 10545-16
Glossiness	As per Mfg.	As Per Mfg.	GlossMeter
<b>Structural Properties</b>			
Water Absorption	≤0.5 %	≤0.3 %	ISO 10545-3
Apparent Density	As Per Mfg.	>2.20 g/cc	ISO 10545-3
<b>Massive Mechanical Properties</b>			
Modulus of Repture	Min.35N/mm <sup>2</sup>	Min.40N/mm <sup>2</sup>	ISO 10545-4
Breaking Strength	Min. 1300 N	Min. 2000 N	ISO 10545-4
Impact Resistance	As per Mfg.	Min. 0.55	ISO 10545-4
<b>Surface Mechanical Properties</b>			
Surface Abrasion Resistance	As per Mfg.	Min. class 3	ISO 10545-7
Moh's Hardness	As per Mfg.	Min. class 4	BS EN 15771
<b>Thermo Hygrometric Properties</b>			
Frost Resistance	As Per Mfg.	Frost Proof	ISO 10545-12
Thermal Shock Resistance	Min. 10 Cycle	Min. 10 Cycle	ISO 10545-9
Moisture Expansion	Max. 0.6mm/m	Max. 0.02mm/m	ISO 10545-10
Thermal Expansion	Max. 9.0 x 10 <sup>-6</sup>	Max. 6.0x10 <sup>-6</sup>	ISO 10545-8
<b>Chemical Properties</b>			
Chemical Resistance	As Per Mfg.	No Damage	ISO 10545-13
Stain Resistance	Resistant	Resistant	ISO 10545-14
<b>Safety Properties</b>			
Slip Resistance	As per Mfg.	N. A.	DIN 51130
Fire Resistance	As per Mfg.	Fire Proof	N. A.

## PACKING DETAILS

Dimension ( mm )	No. of PC's/Box	Square Feet	Weight ( Approx )
1200x1800mm	2 Pcs.	46.5 Sq. Feet	91 Kg.



# **Pavagadhi Ceramic**

**Jay Ambe Ceramic, 8-A National Highway, Morbi - 363642**

e-mail : [pavagadhiceramic@gmail.com](mailto:pavagadhiceramic@gmail.com)

[www.pavagadhiceramic.com](http://www.pavagadhiceramic.com)

**Mo. +91 99092 81254 / +91 93281 33207**

